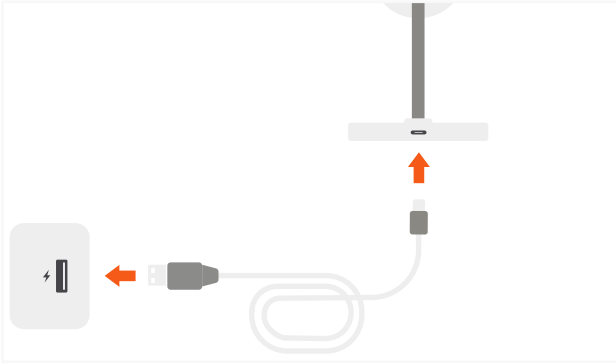
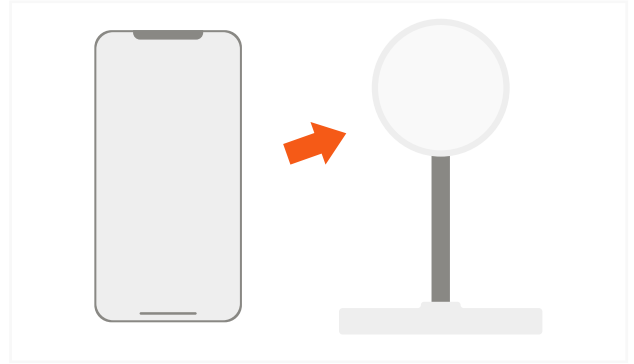


2-IN-1 MAGNETIC WIRELESS CHARGING STAND

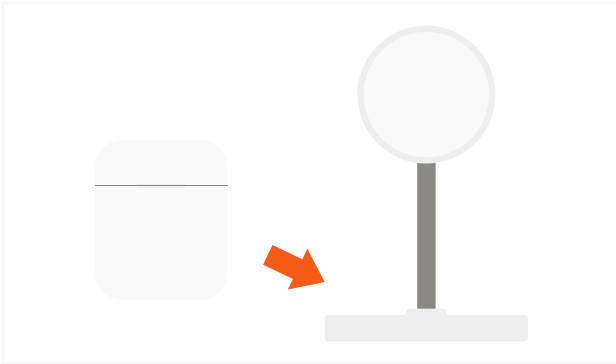
- 1 Use the included cable to connect the stand to a powered USB-C port or power adapter (*sold separately*).



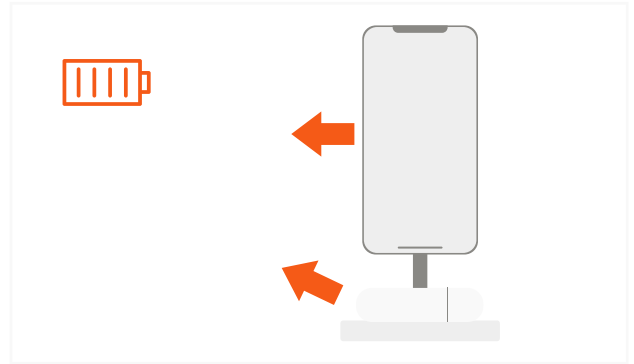
- 2 Place your iPhone 12 onto the stand's magnetic module to begin charging. Up to 7.5W



- 3 Place your AirPods Pro onto the stand's wireless charging pad to begin charging. Up to 5W



- 4 Remove devices when fully charged.



- ! **Note:** iPhone 12 cases require MagSafe or our Magnetic Sticker (*sold separately*) to support the stand's magnetic connection.

