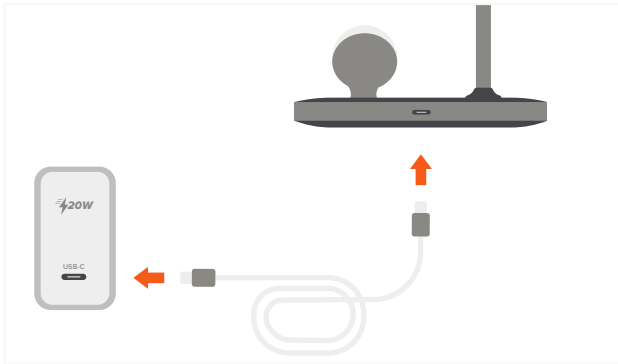
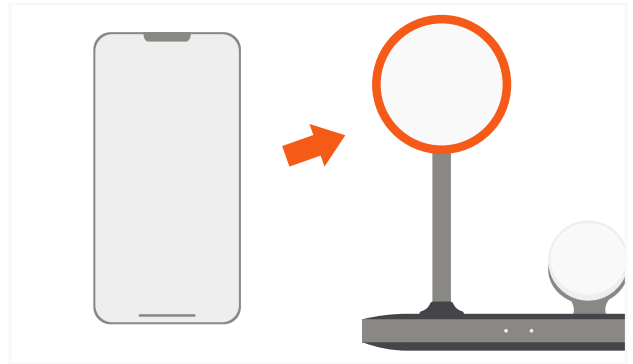


# 3-IN-1 MAGNETIC WIRELESS CHARGING STAND

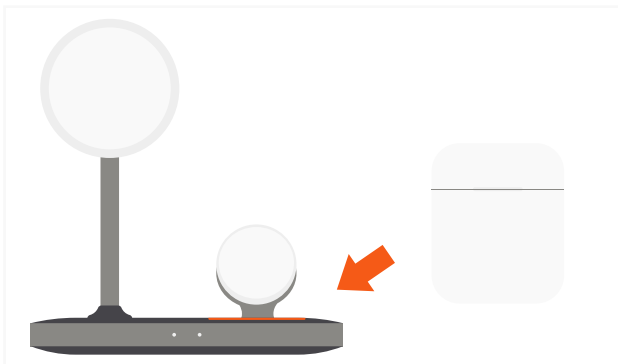
- 1 Use the included cable to connect the stand to a 20W power adapter (*sold separately*).



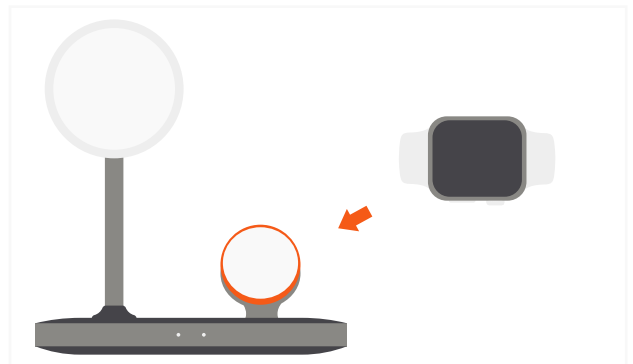
- 2 Place your iPhone 12/13 onto the stand's magnetic module to begin charging.  
Up to 7.5W



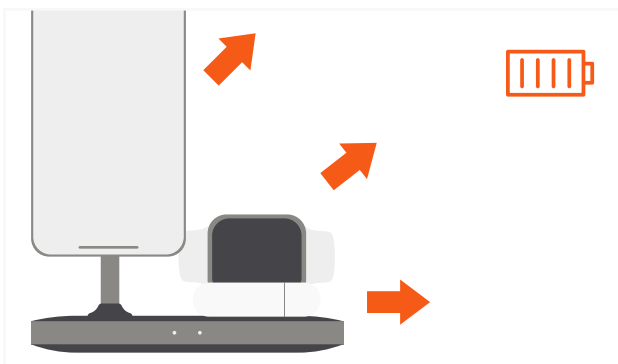
- 3 Place your AirPods Pro onto the wireless charging pad.  
5W charging



- 4 Place your Apple Watch onto the charging module.  
2.5W charging



- 5 Remove devices when fully charged.



- ! **Note:** iPhone 12 & 13 cases require MagSafe support or our Magnetic Sticker (*sold separately*) to support the stand's magnetic connection.

