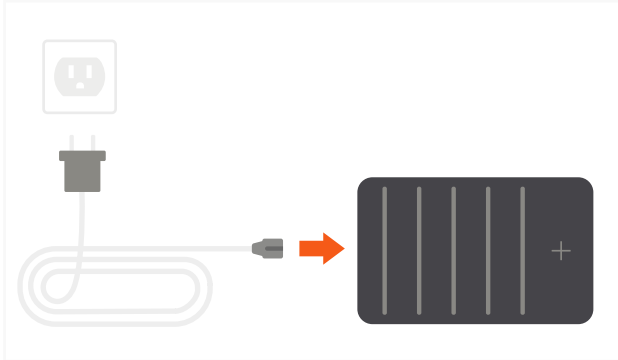
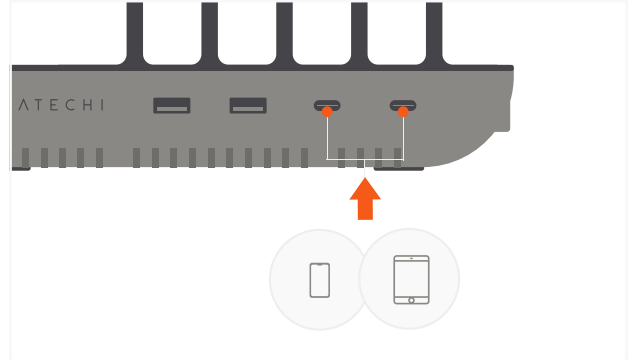


# DOCK5 MULTI-DEVICE CHARGING STATION

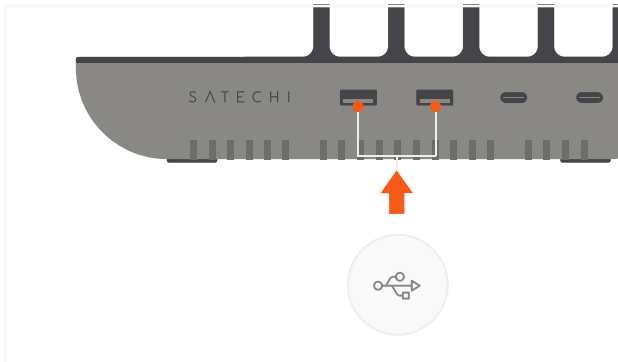
- 1** Connect the power cord to the Dock5 Charging Station and plug it into a wall outlet.



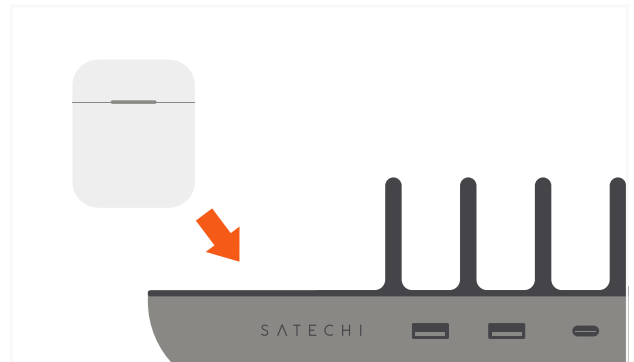
- 2** Connect USB-C smartphones or tablets to its two USB-C PD charging ports.  
Up to 20W each



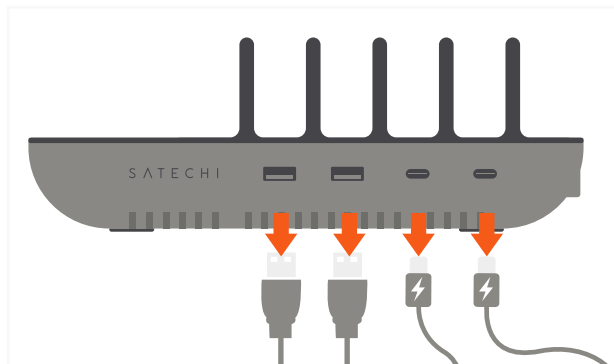
- 3** Connect USB-A devices to its two USB-A charging ports.  
Up to 12W each



- 4** Use the built-in wireless charging pad to power a Qi-enabled device. LED light will illuminate when device is charging.  
Up to 10W



- 5** Remove devices from Charging Station when fully charged.



CHARGING CABLES SOLD SEPARATELY.

WE ALWAYS RECOMMEND USING CERTIFIED CHARGING CABLES.