



PEST-STOP

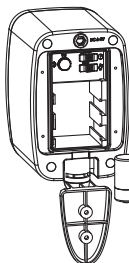
Serious about pest control

outdoor
pest repeller
SONIC BIRD

PSOR-SB
Contents...



BATTERIES



4 x C-Size

Low Battery



0.5 sec



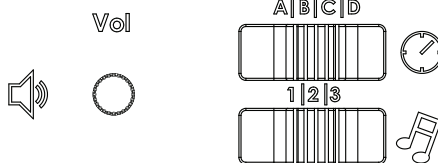
1 sec



0.5 sec

etc

SETTINGS



VOLUME



TIMINGS

A

Off

-

B

PIR Motion

C

On



5 sec



5 min



5 sec

etc

D

On



5 sec



10 min



5 sec

etc



AUDIO (SOUND)

1

Hawk (Predator)

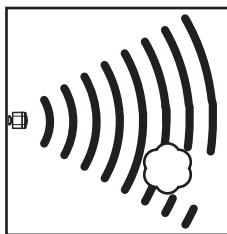
2

Gull (Distressed)

3

Starling (Distressed)

AREA COVERAGE



15m

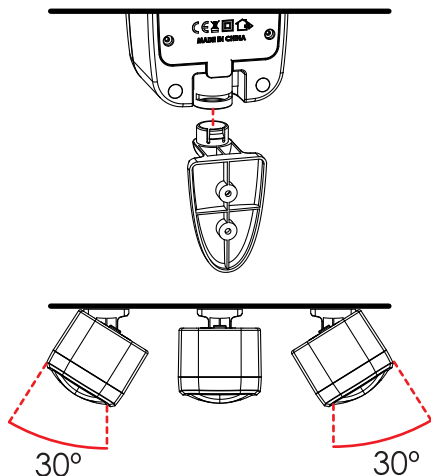
Your Pest-Stop repeller will cover an approximate linear distance of 15m (50ft), in a 60° arc.

However, remember that the audio sound will be blocked by obstacles such as trees, bushes or garden sheds.

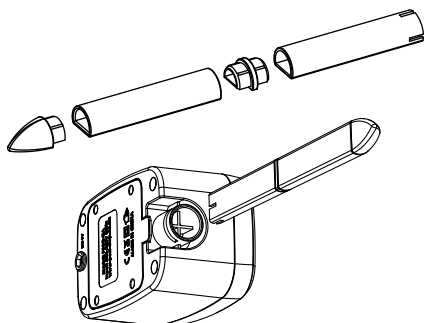
OUTDOOR USE

- ✓ Your Pest-Stop repeller is designed for outdoor use
- ✓ There is a rubber seal to stop water entering the battery compartment
- ✓ This means that your Pest-Stop repeller can be used outdoors
- ✓ However, to maximise life, we recommend installing in a sheltered location
- ✓ The optional power kit MUST only be plugged into a covered power socket

WALL MOUNTING





GROUND MOUNTING



RESULTS - FAQs

Your Pest-Stop repeller should start to achieve results within 2-4 weeks of continuous use. If you are not experiencing the desired effects, consider...

- ✓ Try changing the  setting to another distressed bird
- ✓ Try changing the  setting to another timing
- ✓ Check that there are no obstructions stopping the sound reaching the bird
- ✓ Try repositioning the Pest-Stop repeller in a new location

Whilst most birds will learn to avoid the area where the uncomfortable sound can be heard, unfortunately there is always the possibility that individual birds won't be affected by the sounds.

OPTIONAL POWER KIT

Your Pest-Stop repeller is designed to work with batteries. This means that it can be positioned in any location without an electrical source. However, an optional 'Power Kit' (PS-UPK) is also available.

- ✓ The 'Power Kit' powers the repeller when plugged into a covered power supply
- ⚠ REMEMBER that the 'Power Kit' MUST be plugged into a covered power supply
- ⚠ A covered power supply is either a indoor socket, or an IP rated outdoor socket

Pest-Stop
Sterling House
Grimbald Crag Close
Knaresborough
North Yorkshire
HG5 8PJ UK

T +44 (0)800 652 5521
F +44 (0)1423 863 497
E info@peststopsystems.com



R4 07/20

www.pest-stop.co.uk