

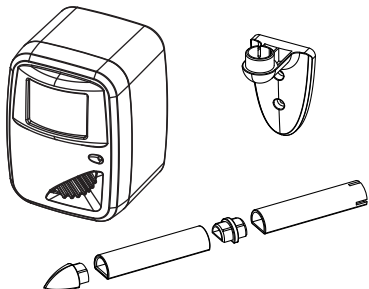
PEST-STOP

outdoor pest repeller
ULTRASONIC CAT

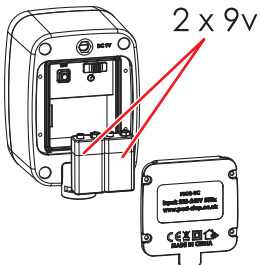


PSOR-UC

Contents...



BATTERIES



Low Battery



0.5 sec



1 sec

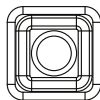


0.5 sec

etc

SETTINGS

TEST



A B C D



TEST Audable speaker test



TIMINGS

A Off -

B PIR Motion



C On



5 sec



2 min



5 sec etc

D On



5 sec

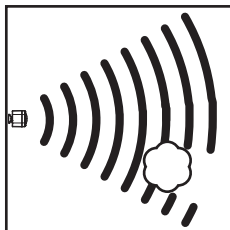


5 min



5 sec etc

AREA COVERAGE



15m

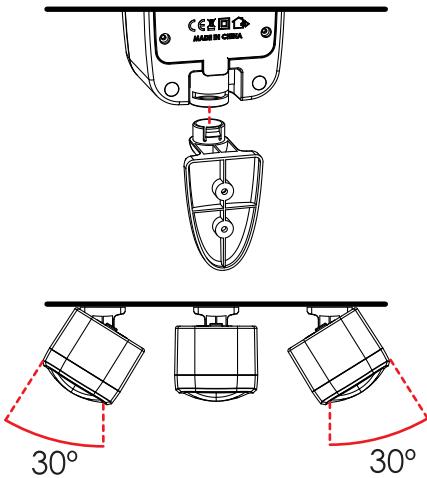
Your Pest-Stop repeller will cover an approximate linear distance of 15m (50ft), in a 60° arc.

However, remember that the ultrasonic sound will be blocked by obstacles such as trees, bushes or garden sheds.

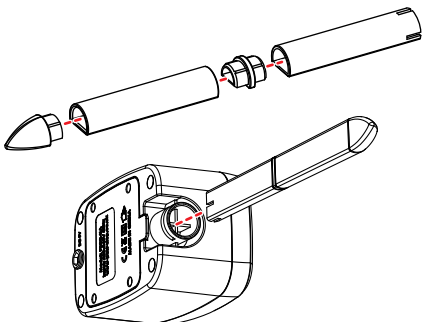
OUTDOOR USE

- ✓ Your Pest-Stop repeller is designed for outdoor use
- ✓ There is a rubber seal to stop water entering the battery compartment
- ✓ This means that your Pest-Stop repeller can be used outdoors
- ✓ However, to maximise life, we recommend installing in a sheltered location
- ✓ The optional power kit **MUST** only be plugged into a covered power socket

WALL MOUNTING





GROUND MOUNTING



RESULTS - FAQs

Your Pest-Stop repeller should start to achieve results within 2-4 weeks of continuous use. If you are not experiencing the desired effects, consider...

- ✓ Try changing the  setting to another frequency
- ✓ Try changing the  setting to another timing
- ✓ Check that there are no obstructions stopping the sound reaching the animal
- ✓ Try repositioning the Pest-Stop repeller in a new location

Whilst most animals will learn to avoid the area where the uncomfortable sound can be heard, unfortunately there is always the possibility that individual animals won't be effected by the high frequency sounds.

OPTIONAL POWER KIT

Your Pest-Stop repeller is designed to work with 2 x 9v batteries. This means that it can be positioned in any location without an electrical source. However, an optional 'Power Kit' (PS-UPK) is also available.

- ✓ The 'Power Kit' powers the repeller when plugged into a covered power supply
- ⚠️ REMEMBER that the 'Power Kit' **MUST** be plugged into a covered power supply
- ⚠️ A covered power supply is either a indoor socket, or an IP rated outdoor socket

Pest-Stop
Sterling House
Grimbold Crag Close
Knaresborough T +44 (0)800 652 5521
North Yorkshire F +44 (0)1423 863 497
HG5 8PJ UK E info@peststopsystems.com



R1 12/14

www.pest-stop.co.uk