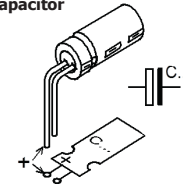


front side - voorkant
- face avant - Vorderseite - lado delantero - przód

solder side - côté soudure - soldeer zijde - Lötseite - lado de la soldadura - strona lutownicza

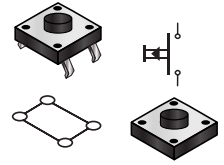
4 Capacitor



Watch the polarity!
Att. la polarité!

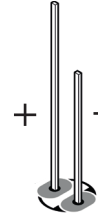
◇ C1: 47µF / 16V

5 Switch



◇ SW1 (KRS0612)

6 LED




Watch the polarity!
Att. la polarité!

◇ LD1 ... LD16: white diffused LED (L-5WDN/1)

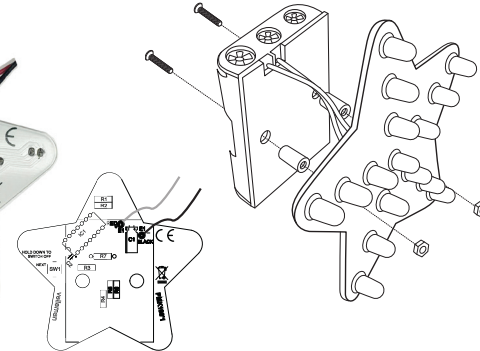
front side - voorkant
- face avant - Vorderseite - lado delantero - przód

7 Battery holder

A



B



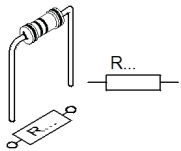
Press switch: ON

- 1 x soft light
- 2 x strong light
- 3 x strong inside
- 4 x strong outside
- 5 x slow fade
- 6 x quick fade
- 7 x slow inside to outside fill
- 8 x explode
- 9 x implode
- 10 x flashing LEDs #1
- 11 x counter clockwise rotation
- 12 x clockwise rotation
- 13 x spiral in and out
- 14 x flashing LEDs #2

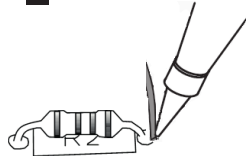
Press long: OFF

1 Resistor - Weerstand - Résistance - Widerstand - Resistencia - Motstand - Vastus - Resistenze

A



B



C

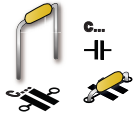


front side - voorkant
- face avant - Vorderseite - lado delantero

◇ R1 ... R7: 270 E

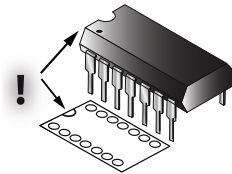
(Red, Purple, Brown) - (Rood, Paars, Bruin) - (Rouge, Violet, Brun) - (Rot, Violet, Braun)
-(Röd, Lila, Brun) - (Punainen, Purppura, Ruskea) - (Rojo, Morado, Marrón) - (Encarnado, Violeta, Castanho) - (Rosso, Viola, Marrone) - (czerwony, fioletowy, brązowy)

2 Cermaic capacitor



◇ C2: 100nF (104)

3 IC



Watch the notch!
Att. l'entaille!

◇ IC1: VMK199 (programmed PIC16F1503-1/P)